

# A Simple Pull Planning Simulation

Presented by

David Umstot, Dan Fauchier and Summer Umstot

# Dedicated to Greg Howell – Lean Construction Legacy and Evangelist (RIP 15 June 2020)




Who has experience with  
the Last Planner System® on  
a project? – Show of hands

# Last Planner System® - Handoffs Matter!






# Push



# Pull

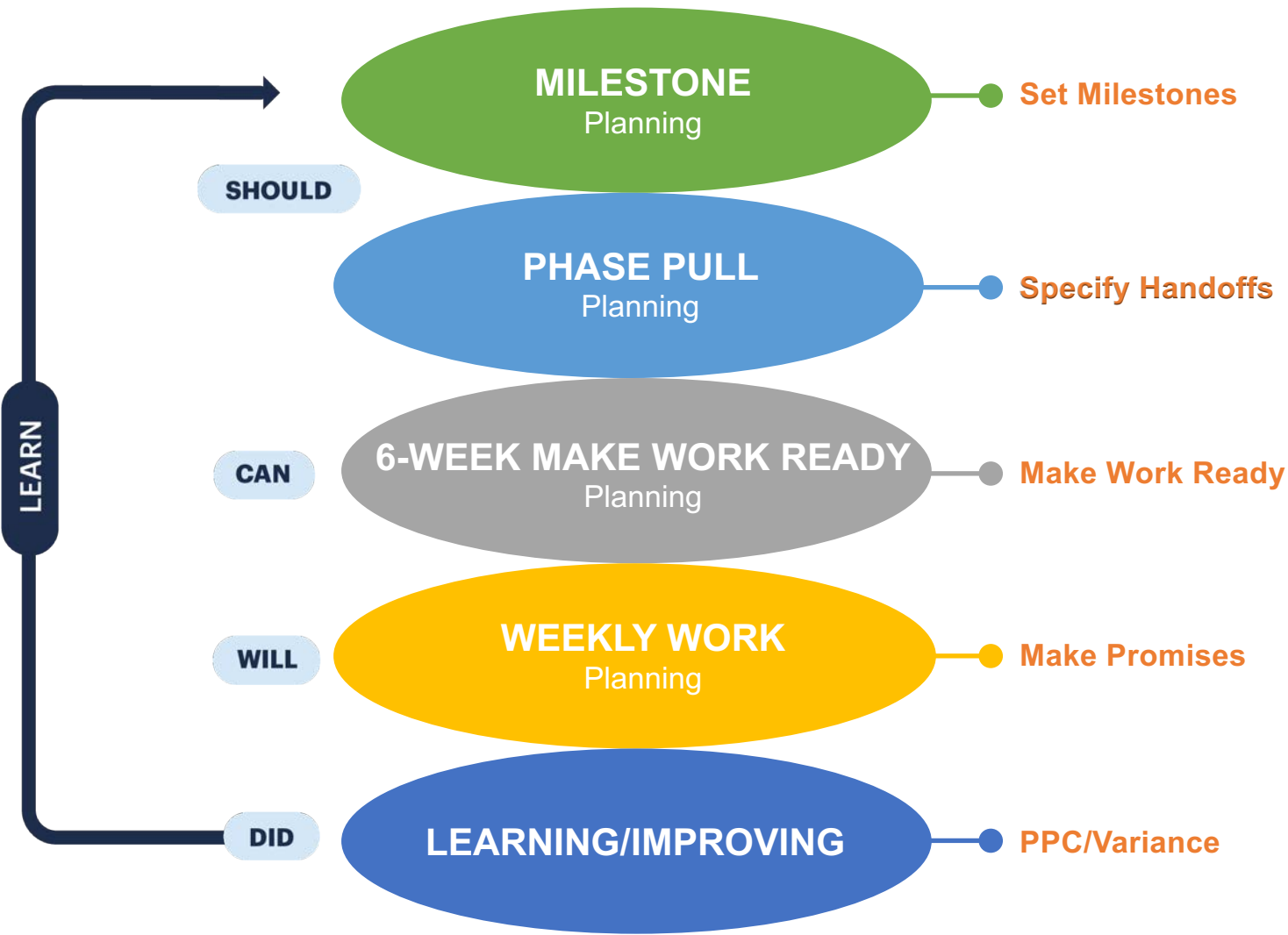


# Airport Departure Pull Plan




# Last Planner<sup>®</sup> System Overview

**5 Connected  
Conversations**







# Last Planner® System







# Swim Lanes





# Trade Swim Lanes







# The Rules


- 9 people per table
- Work collaboratively (20 minutes to plan; 5 minutes to assemble)
- Self-select roles (1 CM, 8 DUPLO® trades by color)
- Establish Your Milestones
- Use your wall for planning
- Responsible for your own Post-It®s (don't move others' Post-It®s)
- Develop your plan from the finish backwards
- Make a forward pass of the plan if you have time
- You are responsible for your own DUPLO® blocks (organizing and placing)
- No pre-fabrication




**South Elevation**




**East Elevation**




**North Elevation**



**West Elevation**






**Top View**



**Isometric View**




# Your Materials





# Your Production Planning Board





# Identify Your Milestones



Roof  
Complete

Parapet  
Level  
Complete

Flags  
Complete

# Your Turn!



# Reflections

Fill out a Post-It<sup>®</sup> with your key takeaway  
from today's session.